

LSE at Aurora CSAP and Achievement Data

Lotus School Substantially Improves its CASP Results

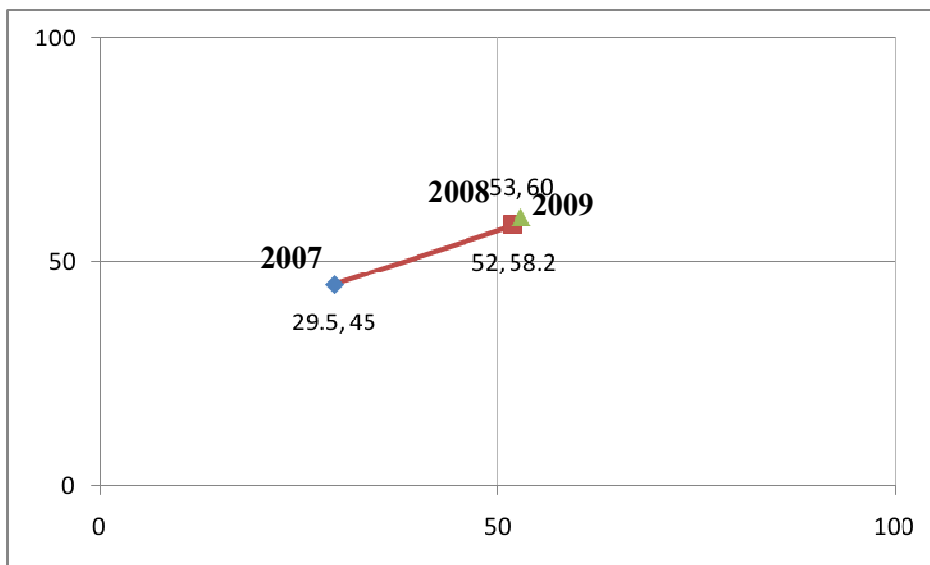
Lotus School for Excellence (LSE), committed to enhancing educational opportunities in math, science and technology, has improved its CSAP results significantly in comparison with the last year's results. Lotus students took CSAP for the third time this year and have shown substantial improvements in many areas outperforming the APS district in many grades and subjects.

Tables and graphs provided below summarize the CSAP performance and growth data for the last three consecutive years. LSE at Aurora has obtained consistent gains in both % proficient and advanced students as well as growth percentiles in all content areas as measured by the Colorado Growth Model.

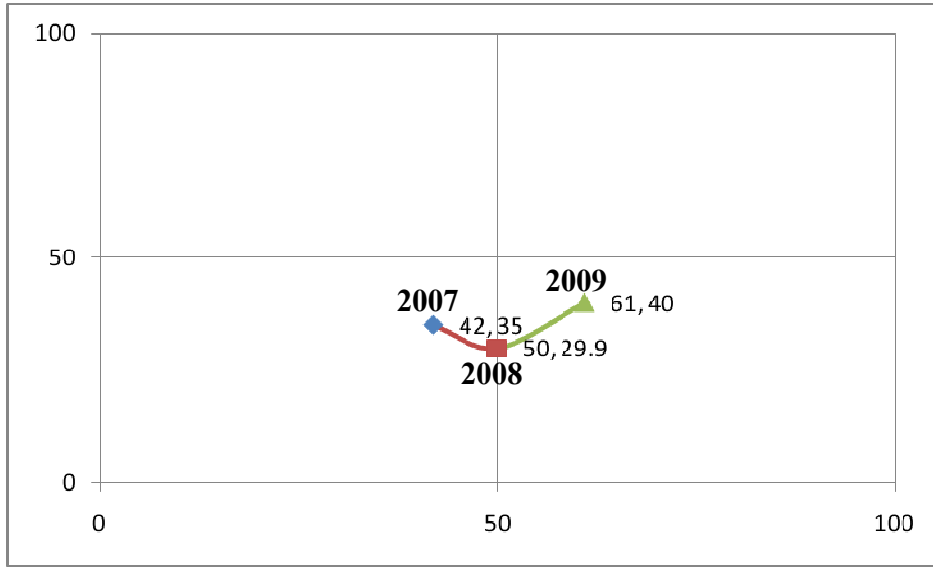
% Proficient and Advanced for All Content Areas		
Year	LSE	APS
2007	36.0	35.1
2008	42.1	35.9
2009	45.3	37.9

Year	Reading		Math		Writing	
	Growth	Prof+Adv	Growth	Prof+Adv	Growth	Prof+Adv
2007	29.5	45.0	42.0	35.0	35.0	28.0
2008	52.0	58.2	50.0	29.9	58.0	43.3
2009	53.0	60.0	61.0	40.0	63.0	42.0

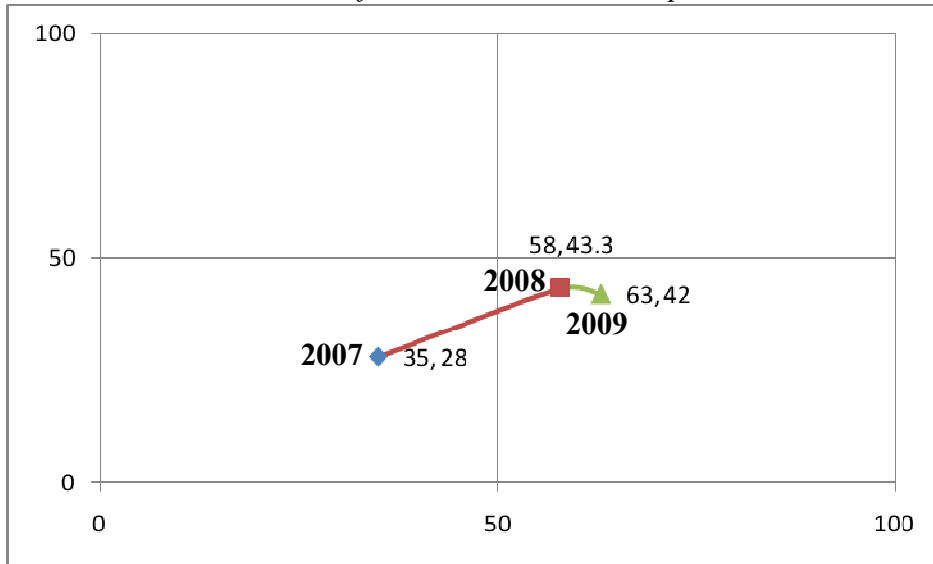
3 year CSAP performance and growth summary for 3 content areas



Reading Performance & Growth Graph



Math Performance & Growth Graph



Writing Performance & Growth Graph